



**SOFTWARE
for
1017.1 USB
1018.1 USB
1018.2 USB**

Visualization software

Follow BOARDS can controlled via USB Interface with Personal Computer:

- PC BASIC ELECTRONIC BOARD (Type 1017.1 USB)
- PC ELECTRONIC BOARD (Type 1018.1 USB)
- PC GENERATOR BOARD (Type 1018.2 USB)

Without universal measuring interface (Type 1018.4), you can use only function generator and DC supply 0 ... 25 V. The values of the virtual panels are displayed on PC.

Function generator (useable with and without measurement interface):

- frequency settings: 2,5 Hz ... 250 kHz
- selection of function: Sine / Square / Triangle / TTL
PWM / DC Offset
- amplitude V1: 0 ... 2 V_{pp}
- amplitude V2: 0 ... 20 V_{pp}

DC Source (useable with and without measurement interface):

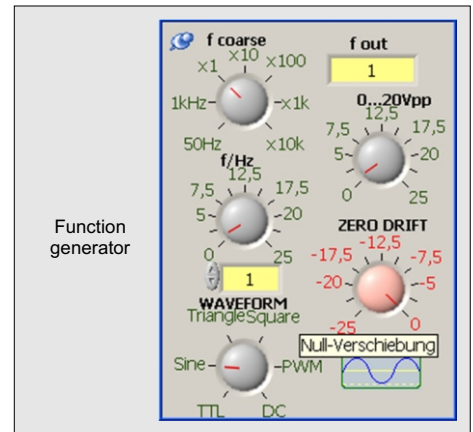
- output voltage: 0 ... 25 V DC

With universal measuring interface (Type 1018.4) additional there are two voltmeter and two amperemeter useable. The values are also displayed on personal computer.

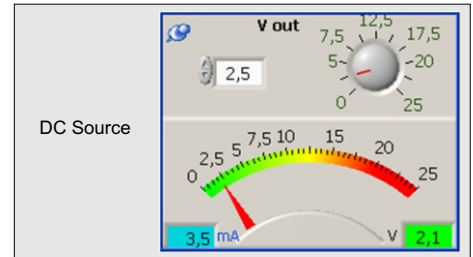
Measuring interface (only useable with interface Type 1018.4):

- 2 voltmeter: 0 ... 30 V AC / DC
- 2 amperemeter: 0 ... 0,1 A AC / DC

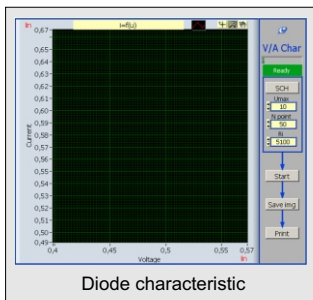
PC will be connected with standard USB cable. After starting the visualization software you can select the separate elements.



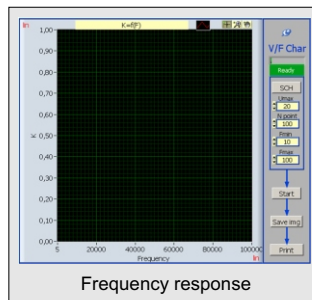
Function generator



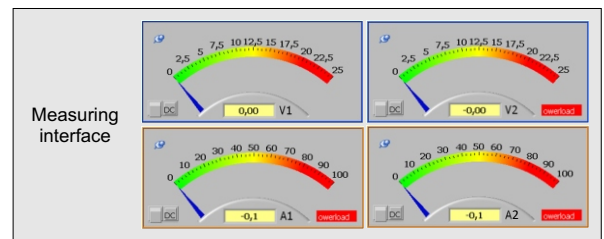
DC Source




Diode characteristic



Frequency response



Measuring interface



As soon as you have connected the USB cable and started the visualization software you can control the elements via PC. The elements on the BOARD are disabled. On BOARD there is a group called "MEASURING INPUT" with four galvanically isolated measuring inputs. Through 2 mm jacks the electrical values are transfer to the PC and their you can display two voltmeters and two amperemeters at the same time.

Version 13 / 11 V.03