



SOFTWARE
for
1017 USB
1018 USB
1018.3 USB

Visualization software

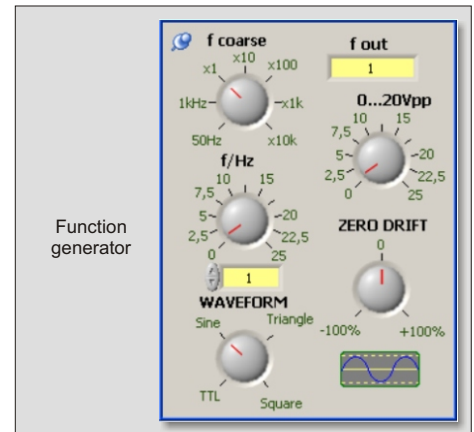
Follow BOARDS can controlled via USB Interface with Personal Computer:

- PC BASIC ELECTRONIC BOARD (Type 1017 USB)
- PC ELECTRONIC BOARD (Type 1018 USB)
- PC GENERATOR BOARD (Type 1018.3 USB)

Without universal measuring interface (Type 1018.4), you can use only function generator and DC supply 0 ... 25 V. The values of the virtual panels are displayed on PC.


Function generator (useable with and without measurement interface):

- frequency settings: $\approx 2,5 \text{ Hz} \dots 250 \text{ kHz}$
- selection of function: Sine / Square / Triangle / TTL
- amplitude V1: 0 ... 2 V_{pp}
- amplitude V2: 0 ... 20 V_{pp}



DC Source (useable with and without measurement interface):

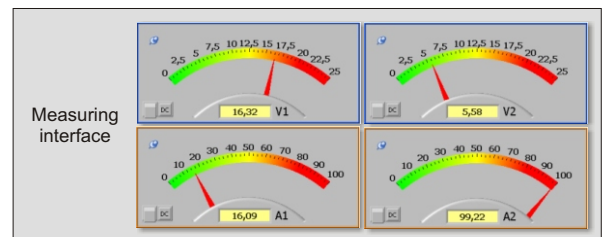
- output voltage: 0 ... 25 V




With universal measuring interface (Type 1018.4) additional there are two voltmeter and two amperemeter useable. The values are also displayed on personal computer.

Measuring interface (only useable with interface Type 1018.4):

- 2 voltmeter: 0 ... 30 V AC / DC
- 2 amperemeter: 0 ... 0,1 A AC / DC



PC will be connected with standard USB cable. After starting the visualization software you can select the separate elements.



As soon as you have connected the USB cable and started the visualization software you can control the elements via PC. The elements on the BOARD are disabled. On BOARD their is a group called "MEASURING INPUT" with four galvanically isolated measuring inputs. Through 2 mm jacks the electrical values are transfer to the PC and their you can display two voltmeters and two amperemeters at the same time.

Version 12 / 10 V.02